


Road to Matsushima

CASE (A): Sendai airport (SDJ)


Immigration at Narita International airport

 Domestic flight


Arrive at Sendai airport (SDJ)

 Train #1 to Sendai station
(Sendai Airport Line)

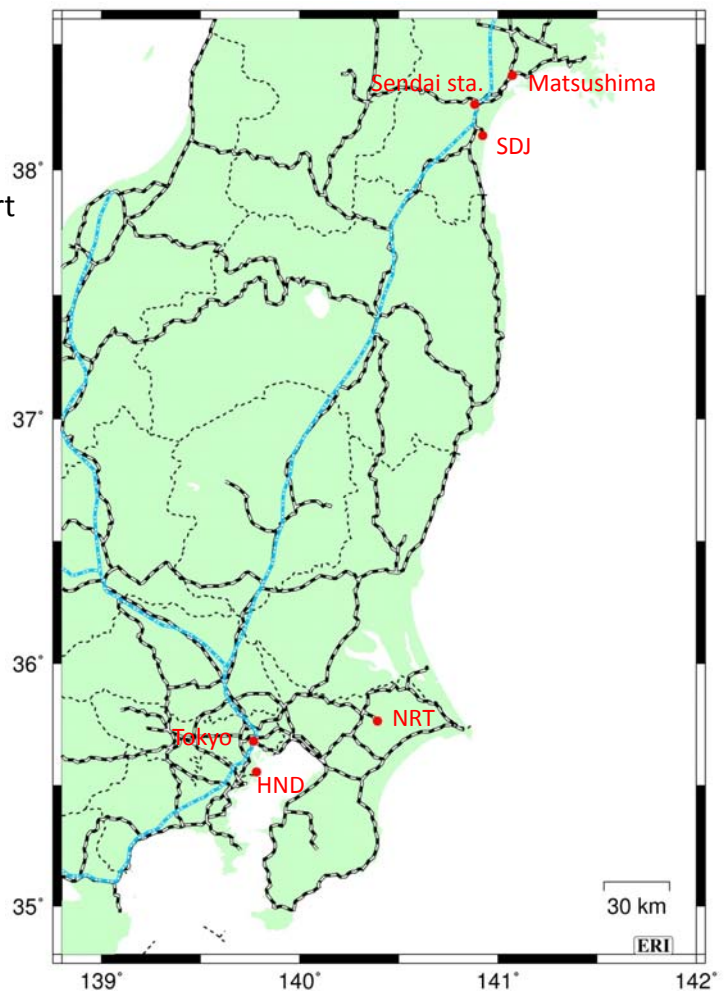
Change train at Sendai station

 Train #2 to Matsushima station
(JR Tohoku line)

Arrive at Matsushima station

 Bus or TAXI or Walk

Ichinobo (venue)



CASE (B1): Narita airport (NRT)

Immigration at Narita International airport



Train #1 to Tokyo station
(JR Narita Express)

Change train at Tokyo station



Train #2 to Sendai station
(JR Tohoku Shinkansen)

Change train at Sendai station



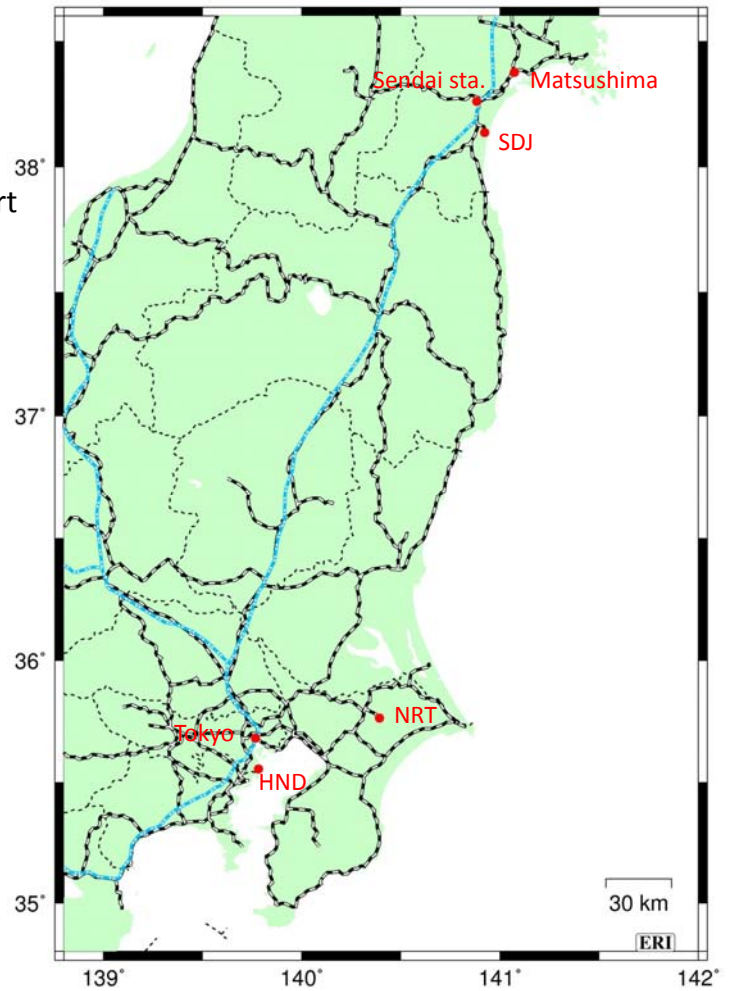
Train #3 to Matsushima station
(JR Tohoku line)

Arrive at Matsushima station



Bus or TAXI or Walk

Ichinobo (venue)



CASE (B2): Narita airport (NRT)

Immigration at Narita International airport



Train #1 to Ueno station
(Keisei SKY liner)

Change train at Ueno station (10 min. walk)



Train #2 to Sendai station
(JR Tohoku Shinkansen)

Change train at Sendai station



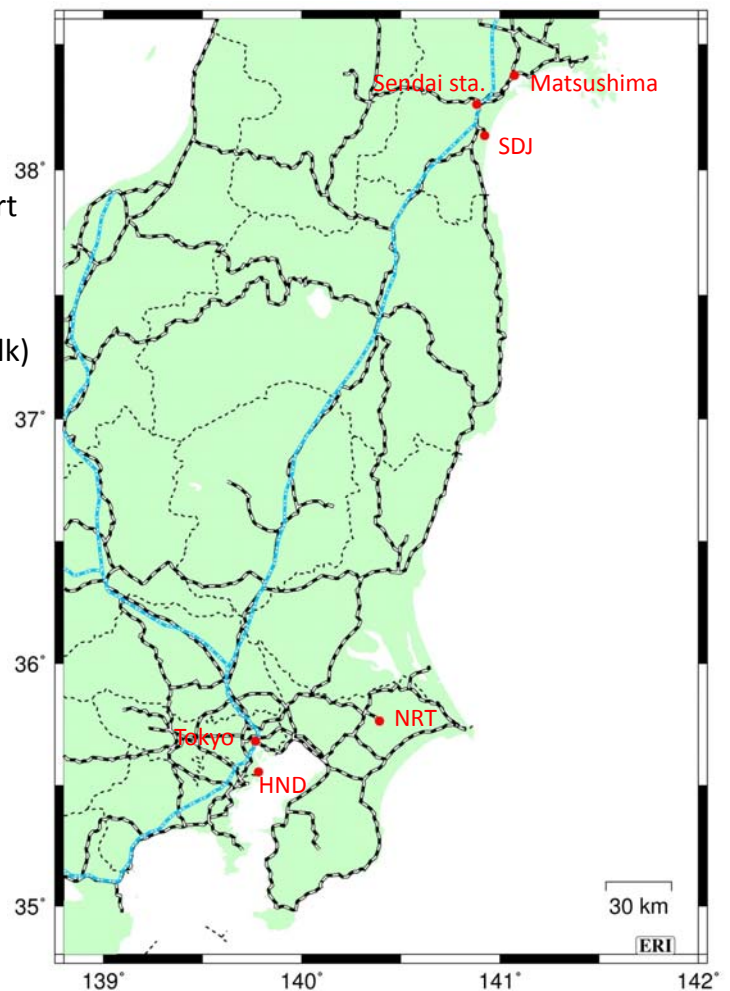
Train #3 to Matsushima station
(JR Tohoku line)

Arrive at Matsushima station




Bus or TAXI or Walk

Ichinobo (venue)



CASE (C): Haneda airport (HND)

Immigration at Haneda International airport

 Train #1 to Hamamatsucho station
(Tokyo monorail)


Change train at Hamamatsucho station

 Train #2 to Tokyo station
(JR Yamanote line)


Change train at Tokyo station

 Train #3 to Sendai station
(JR Tohoku Shinkansen)

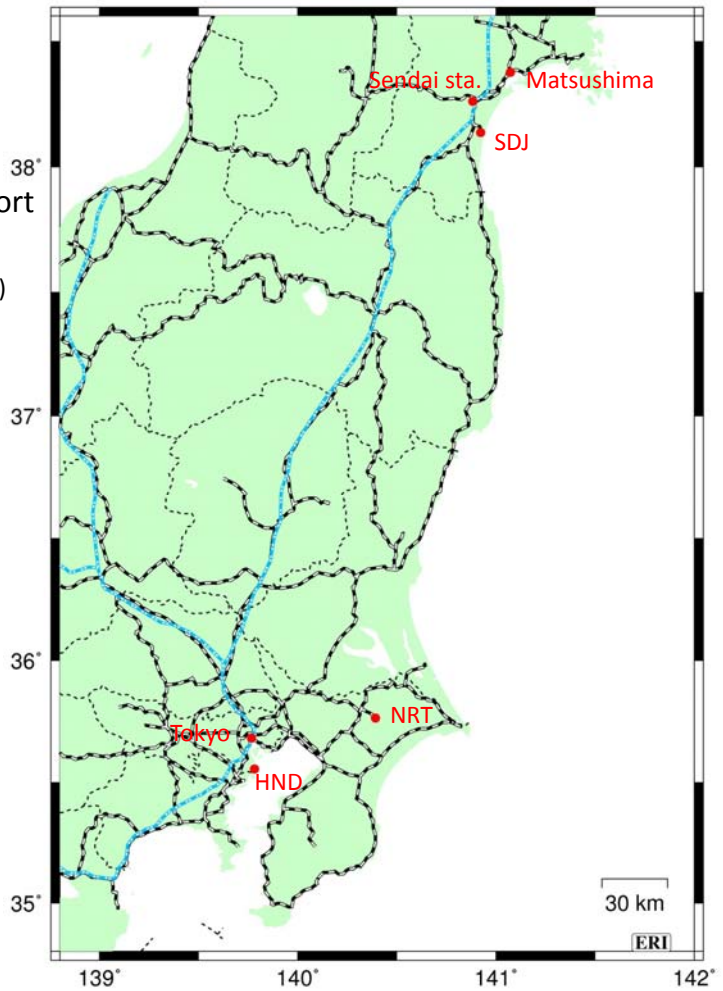
Change train at Sendai station

 Train #4 to Matsushima station
(JR Tohoku line)

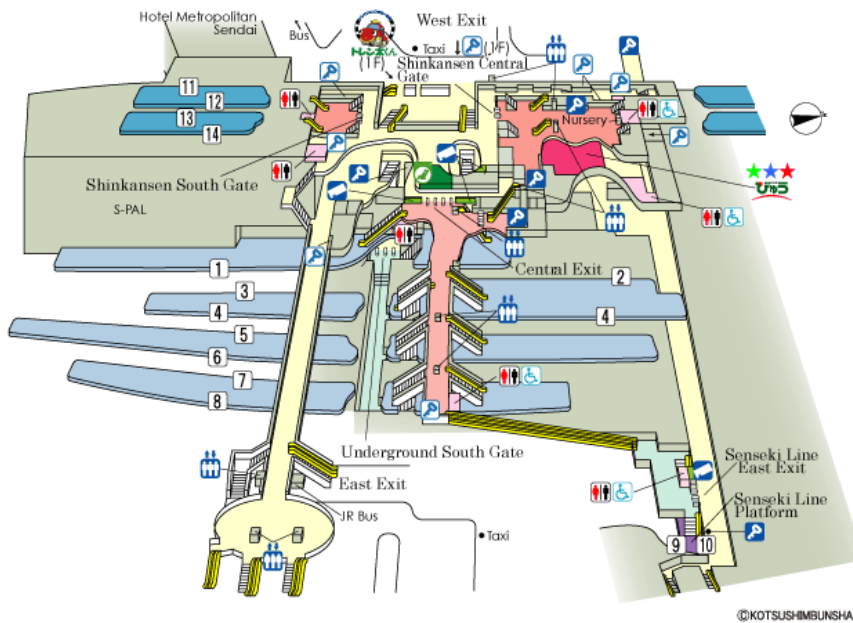
Arrive at Matsushima station

 Bus or TAXI or Walk

Ichinobo (venue)
















Sendai station



Transfer Information

- ① Tohoku Line
- ② Tohoku Line
- ③ Tohoku Line, Joban Line
- ③④ Sendai Airport Transit
- ④⑤⑥ Tohoku Line, Joban Line
- ⑦⑧ Tohoku Line, Senzan Line, Joban Line
- ⑨⑩ Senseki Line
- ⑪⑫ Tohoku, Akita Shinkansen
- ⑬⑭ Tohoku, Akita Shinkansen

 JR Reservation Ticket Offices ("Midori-no-madoguchi")	 View Plaza	 Rent a Car	 Coin-operated Lockers (Extra large/large available)
 Ticket Vending Machines	 Elevator	 Information Center	 Coin-operated Lockers (Midsize/standard only)
 Restroom	 Facility for the Handicapped	 Escalator	 Gate
			 Track (Platform)

Time table Sendai station (Saturday and Holiday)

Tohoku Line for Matsushima

		Track No. at Sendai sta.	Sendai	Matsushima	Bound for
仙台駅 東北本線 利府・塩釜・小牛田方面 (下り)		2	16:02	16:25	Kogota (小牛田)
時		2	16:20	16:44	Ishikoshi (石越)
土曜・休日		1	16:41	17:04	Kogota (小牛田)
		1	17:01	17:26	Kogota (小牛田)
		2	17:18	17:43	Kogota (小牛田)
		2	17:42	18:06	Ichinoseki (一ノ関)
16	石 利 02 20 41	1	18:02	18:26	Kogota (小牛田)
17	利 一 利 直快 01 18 42 57	1	18:30	18:56	Ishikoshi (石越)
18	利 石 利 一 02 30 57	1	18:57	19:20	Ichinoseki (一ノ関)
19	利 20 利 40	1	19:20	19:44	Kogota (小牛田)
20	利 20 利 40 00 40	2	19:40	20:04	Kogota (小牛田)
20	利 40 寝持札	1	20:00	20:23	Ichinoseki (一ノ関)
20	利 40 寝持札	4	20:40	21:04	Kogota (小牛田)
21	利 松 05 34	4	21:05	21:31	Ichinoseki (一ノ関)
21	利 松 05 34	2	21:34	21:58	Matsushima (松島)
22	利 石 00 36	1	22:00	22:23	Kogota (小牛田)
22	利 石 00 36	1	22:36	23:00	Ishikoshi (石越)
23	寝持札 松 20 56	2	23:20	23:44	Kogota (小牛田)
23	寝持札 松 20 56	2	23:56	24:21	Matsushima (松島)

列車種別・列車名：無印=普通 快=快速 直快=直通快速 寝持=寝台特急 カ=カシオペア 北=北斗星 リ=リゾートみのり 仙平=仙台・平泉世界遺産号
石開=石巻線開業100周年号 仙シ=仙台盛岡シバノワ平泉号 鳴ス=鳴子リゾートジャズ号

行き先・経由：無印=小牛田 利=利府 松=松島 →一ノ関 石=石越 札=札幌 巻=石巻 平=平泉 盛=盛岡 新=新庄 鳴=鳴子温泉
変更・注意マーク：(斜体)◆=運転日注意 ■=時刻変更

✘ mark does not stop at Matsushima station.

✓ Recommended trains are shown.

✓ The running times of trains may change due to unforeseen circumstances.

Time table Sendai station (Weekday)

Tohoku Line for Matsushima

		Track No. at Sendai sta.	Sendai	Matsushima	Bound for
仙台駅 東北本線 利府・塩釜・小牛田方面 (下り)		1	6:00	6:23	Ichinoseki (一ノ関)
時		1	6:30	6:55	Matsushima (松島)
平日		1	6:45	7:08	Kogota (小牛田)
		2	7:14	7:38	Ishikoshi (石越)
		1	7:46	8:09	Kogota (小牛田)
		2	7:53	8:17	Matsushima (松島)
		5	8:01	8:25	Ichinoseki (一ノ関)
6	一 直快 松 00 30 45	1	8:30	8:55	Kogota (小牛田)
7	石 利 松 14 46 53	4	9:00	9:24	Kogota (小牛田)
8	一 利 松 01 30	1	9:17	9:42	Matsushima (松島)
9	利 松 快 新 00 17 42	4	9:42	10:06	Kogota (小牛田)
9	利 松 快 新 00 17 42	1	10:00	10:25	Matsushima (松島)
9	利 松 快 新 00 17 42	1	10:25	10:49	Matsushima (松島)
10	松 松 一 00 25 40	2	10:40	11:03	Ichinoseki (一ノ関)
10	松 松 一 00 25 40	1	11:00	11:25	Matsushima (松島)
10	松 松 一 00 25 40	2	11:20	11:46	Matsushima (松島)
11	松 松 00 20 41	1	11:41	12:05	Kogota (小牛田)
11	松 松 00 20 41	2	12:00	12:24	Matsushima (松島)
12	松 松 00 20 45	2	12:20	12:45	Matsushima (松島)
12	松 松 00 20 45	2	12:45	13:09	Kogota (小牛田)
13	松 一 00 25 41	4	13:00	13:24	Matsushima (松島)
13	松 一 00 25 41	4	13:25	13:49	Kogota (小牛田)
13	松 一 00 25 41	1	13:41	14:04	Ichinoseki (一ノ関)

列車種別・列車名：無印=普通 直快=直通快速 快=快速 寝持=寝台特急 カ=カシオペア 北=北斗星 リ=リゾートみのり

行き先・経由：無印=小牛田 利=利府 松=松島 →一ノ関 石=石越 札=札幌 巻=石巻 新=新庄

変更・注意マーク：(斜体)◆=運転日注意 ■=時刻変更

✘ mark does not stop at Matsushima station.

✓ Recommended trains are shown.

✓ The running times of trains may change due to unforeseen circumstances.

Time table Sendai Airport Sendai Airport Access Line for Sendai

時刻	
6	22 59
7	20 40
8	07 38
9	19 40 50
10	12 35
11	00 22 45
12	07 29 53
13	13 36 54
14	20 52
15	20 36 57
16	11 38 55
17	23 59
18	28 48
19	14 35
20	14 40
21	32 56
22	21
23	11

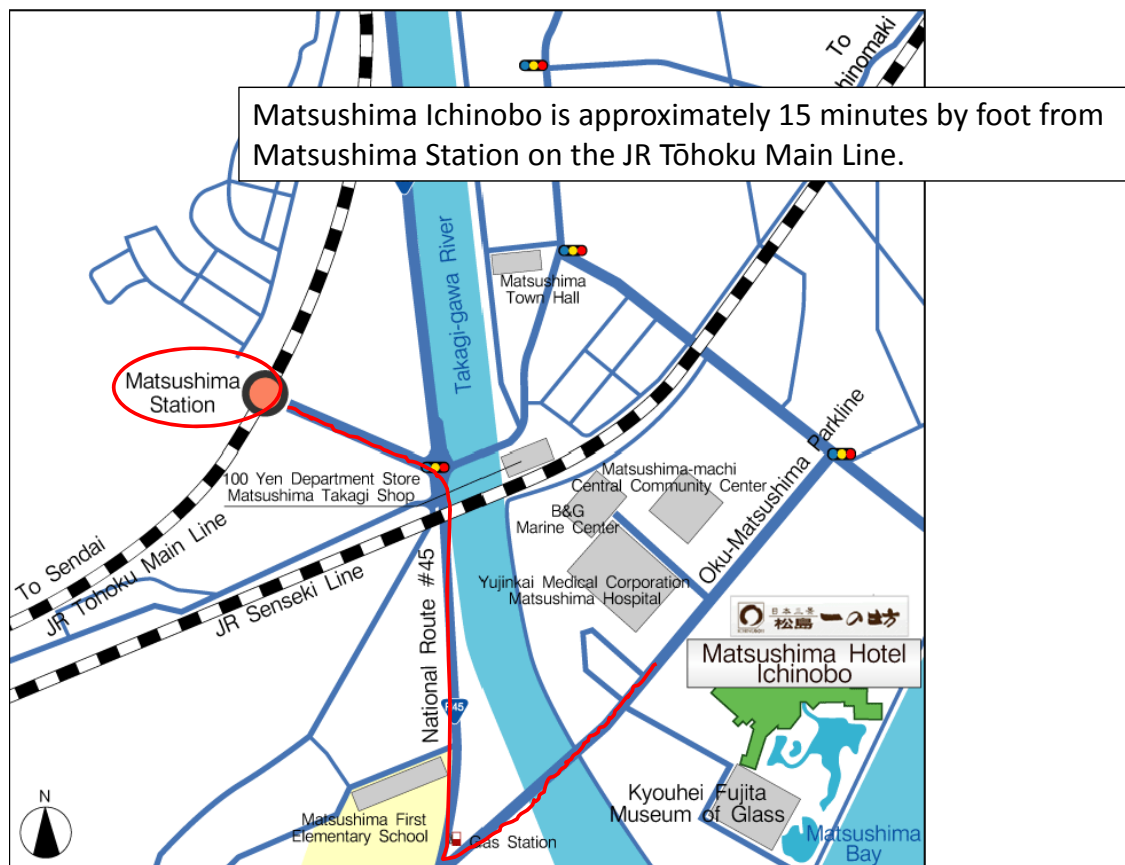
Sendai Airport	Sendai	Bound for	Track No. at Sendai sta.
9:19	9:46	Sendai (仙台)	3
9:40	9:57	Sendai (仙台)	3
9:50	10:18	Sendai (仙台)	3
11:00	11:23	Sendai (仙台)	3
11:22	11:45	Sendai (仙台)	1
11:45	12:02	Sendai (仙台)	4
13:36	14:01	Sendai (仙台)	3
13:54	14:22	Sendai (仙台)	3
14:20	14:45	Sendai (仙台)	4
14:52	15:16	Sendai (仙台)	3
15:20	15:46	Sendai (仙台)	3
15:36	16:00	Sendai (仙台)	4
15:57	16:21	Sendai (仙台)	3
17:23	17:48	Sendai (仙台)	3
17:59	18:25	Sendai (仙台)	3
18:28	18:53	Sendai (仙台)	3
18:48	19:14	Sendai (仙台)	3
19:14	19:41	Sendai (仙台)	3
19:35	20:01	Sendai (仙台)	3
20:14	20:37	Sendai (仙台)	3
20:40	21:04	Sendai (仙台)	3

- ✓ Recommended trains are shown.
- ✓ The running times of trains may change due to unforeseen circumstances.

黒字:普通 / 朱書き:快速
(平成24年3月17日変更)



From Matsushima station To HOTEL (Ichinobo)



LINKS

- JR EAST
<http://www.jreast.co.jp/e/index.html>
- Tokyo Monorail (Haneda airport access)
<http://www.tokyo-monorail.co.jp/english/>
- Keisei sky liner (Narita airport access)
<http://www.keisei.co.jp/keisei/tetudou/skyliner/us/index.html>
- Narita International Airport
<http://www.narita-airport.jp/en/index.html>
- Haneda International Airport
<http://www.haneda-airport.jp/inter/en/>
- Sendai Airport (including access for Sendai station)
<http://www.sdj-airport.com/english/index.html>
- Ichinobo Matsushima
<http://www.ichinobo.com/matsushima/f-language/en/index.html>