

## INTERNATIONAL TRAVELERS: HOW TO GET FROM NARITA AIRPORT TO SHONAN VILLAGE CENTER

To get to the SEISMIX conference at Shonan Village Center from Narita Airport, we recommend that you use these two travel steps:

- Step #1: Narita Airport (NRT) to Zushi city via direct express train.
- Step #2: Zushi to conference center using the conference shuttle bus, a taxi, or local bus.

The express train is the JR Sobu-Yokosuka line rapid train nicknamed "Airport Narita" which can be boarded beneath each terminal at NRT. This train will pass through Tokyo and Yokohama and go directly to Zushi and beyond; so you never change to another train. It will cost no more than ¥3160 and takes approx. 2 1/2 hours.

Once at Zushi you may use our conference shuttle bus. If you prefer to take a taxi, it will cost approx. ¥2500-3000 and take 15-20 minutes. The local bus is ¥340 and takes 30 minutes.

At the end of the conference the return to Narita Airport is the reverse of these steps.

### Useful links:

Narita Airport (NRT):

<http://www.narita-airport.jp/en/index.html>

JR Railway

<http://www.jreast.co.jp/e/index.html>

<http://www.shonan.ne.jp/~mura/english/access/index.html>

Shonan Village Center:

[http://www.shonan-village.co.jp/english/map\\_main.html](http://www.shonan-village.co.jp/english/map_main.html)

[The foreign language section of JR Railway web site is not that useful]

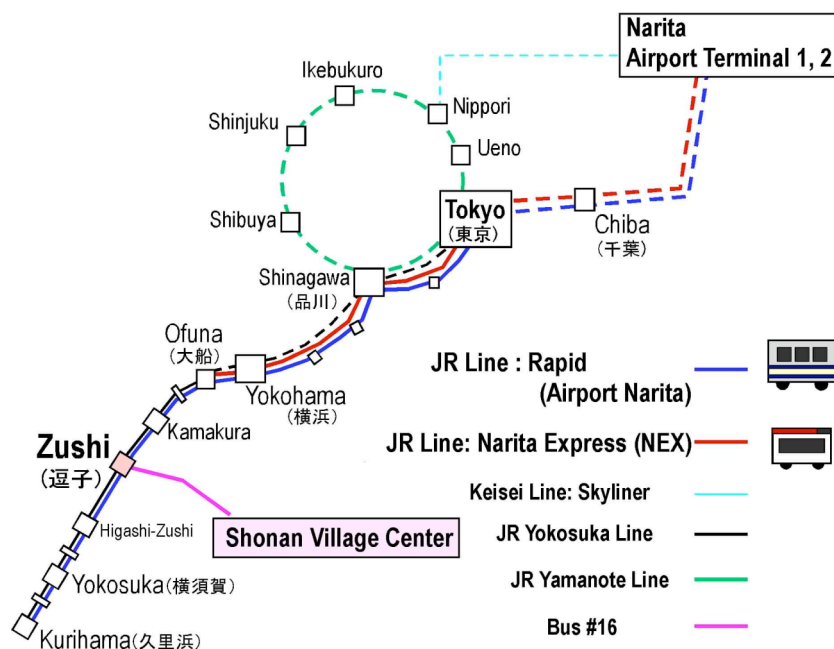


Fig. 1. Railway map from NRT to Zushi (Shonan Village Center).

### Upon Entry to the Arrival Lobby at Narita Airport After Immigration Clearance

It is highly recommended that you obtain some cash in yen before you leave the airport. Opportunities to do so after leaving the airport will be limited. Few ATM or bank cash machines in Japan accept western ATM cards, and credit cards are not accepted for many basic transactions such as the purchase of train tickets.

In the arrival lobbies of both terminals at NRT there are bank windows where you can exchange cash or travelers checks. A few ATM bank machines are nearby including ones owned by Citibank which work with western banking systems.

The Shonan Village Center will exchange cash or travelers checks if in euros, US dollars, or Canadian dollars.

You will need approximately ¥6,200 (~US \$52 or 42 euros) for round/trip transportation between NRT and the conference center by using "Green car" and the conference shuttle bus.

### Express Train from Narita Airport to Zushi

We provide information needed to take the "Airport Narita" express train from NRT to Zushi. There exists an alternate choice for train service to Zushi, but this service named "Narita Express" requires a train change after Tokyo. We recommend you do not use this alternate choice.

#### NRT to Zushi using "Airport Narita" on the JR Sobu-Yokosuka line (no train change).

This train will take 2 1/2 hours from NRT to Zushi. The departure schedule from Narita during the SEISMIX conference is:

Timetable for the rapid through train to Zushi  
from NIA (Narita International Airport)

#### September 23, 24

NIA Zushi 逗子

10:00	12:38	(bound for Kurihama 久里浜)
12:00	14:34	(bound for Kurihama 久里浜)
13:00	15:24	(bound for Yokosuka 横須賀)
14:00	16:34	(bound for Kurihama 久里浜)
15:00	17:35	(bound for Kurihama 久里浜)
16:00	18:35	(bound for Zushi 逗子)
17:00	19:32	(bound for Kurihama 久里浜)
18:00	20:25	(bound for Kurihama 久里浜)
18:28	21:02	(bound for Kurihama 久里浜)
19:00	21:26	(bound for Kurihama 久里浜)
20:04	22:35	(bound for Zushi 逗子)

Departure times from Terminal 1.

Add 3 minutes to these times for departure from Terminal 2.

#### September 25-29

NIA Zushi 逗子

7:00	9:26	(bound for Zushi 逗子)
7:56	10:40	(bound for Kurihama 久里浜)
10:00	12:43	(bound for Zushi 逗子)
12:00	14:33	(bound for Kurihama 久里浜)
13:00	15:33	(bound for Zushi 逗子)
14:00	16:27	(bound for Zushi 逗子)
15:00	17:34	(bound for Kurihama 久里浜)
16:00	18:29	(bound for Kurihama 久里浜)
17:00	19:28	(bound for Kurihama 久里浜)
18:00	20:23	(bound for Kurihama 久里浜)
18:28	21:06	(bound for Yokosuka 横須賀)
19:00	21:25	(bound for Yokosuka 横須賀)

Note the Japanese characters for the train destination. These should match the train track signs.

### Ticket Purchase

At both Terminal 1 and 2 the JR ticket counter and entrance are one floor below the arrival lobby. See Photos 1 and 2.

This train has cars of two classes: ordinary and "Green car" first class. Both cars are air conditioned, non-smoking, and with unreserved seating. Ordinary class has bench seating whereas Green cars have individual seating. We recommend that you take the Green car.

	Monday-Friday		Saturday-Sunday	
Basic fare (Ordinary class)	¥2210	¥2210	¥ 2210	¥2210
Green car Supplement (First class)		<u>¥ 950</u>		<u>¥ 750</u>
Total ticket	¥2210	¥3160	¥2210	¥2960

To purchase an ordinary or Green car ticket at the ticket office, you may use the translation provided in the Appendix. If you are adventurous, the ordinary ticket may be purchased using the ticket vending machine (Photo 3).



Photo 1. NRT Terminal 1 entrance to JR station and adjacent ticket office (counter and vending machine).




Photo 2. NRT Terminal 2 entrance to JR station and ticket office.

Photo 3. Ticket vending machine. To purchase the ordinary class ticket, follow these steps. The ticket purchase is based on price, not destination site.

While the vending machine will sell a Green car upgrade, it is easier to purchase at the ticket office.

- (1) Insert bills and coins equal to or greater than ¥2210.
- (2) select number of persons = 1.
- (3) Select ordinary car (JR ticket).
- (4) Select fare of ¥2210.
- (5) Ticket will appear plus coins for surplus amount.



### Enter the Station

If you purchase an ordinary car ticket, you will receive one stiff-paper ticket. If you purchase a Green Car ticket, you will receive an ordinary car ticket plus a second "upgrade" ticket. This upgrade ticket for the Green car will have the Japanese characters "グリーン券" written at the top. You need this ticket only inside the train Green car.

You need the ordinary car ticket ("乗車券" on top) in order to enter and exit the rail stations. At the entrance to the station there are gates through which you enter. Put your ordinary car ticket into the front of the gate (printed face up); it will pop up farther down the gate and allow you to pass. You will repeat this procedure when you exit at Zushi station.

### *Boarding the Train*

There are a limited number of tracks departing the airport. You should be able to use the electric departure board to identify which track your train will appear (Photo 4). The Airport Narita train is silver with blue and white stripes (Photo 5). The Green car will have a green clover symbol near its door and two sets of windows; this car contains two levels of seating. Upon departure from NRT, train staff will ask to see your tickets and will also sell you drinks and snacks.



Photo 4. Terminal 2 platform.



Photo 5. "Airport Narita" train. Green car in foreground.

### **NRT to Zushi using "Narita Express" (transfer of train required).**

The "Narita Express" (NEX) is a JR limited express train bound for Shinjuku, Yokohama or Ofuna, departing every 30 minutes or hour. To get to Zushi you need to transfer at Yokohama or Ofuna to a local train of JR Yokosuka Line. This second train is the same train as the Airport Narita; so one should use the Airport Narita train originating at NRT.

Thus we recommend that you do not use the Narita Express train.

### **Zushi Station to Shonan Village Center**

Zushi station is small. Go to the "east exit" near track No. 1 (Photos 6-7). Our staff will be waiting outside the exit to take care of you.



Photo 6. East exit inside Zushi station.



Photo 7. East exit from outside.



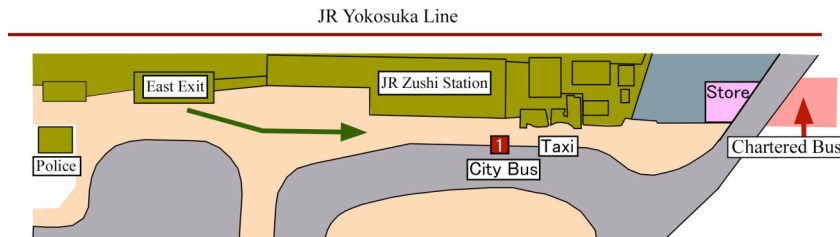


Figure 7. Map around Zushi station. Staff will await you outside the exit.

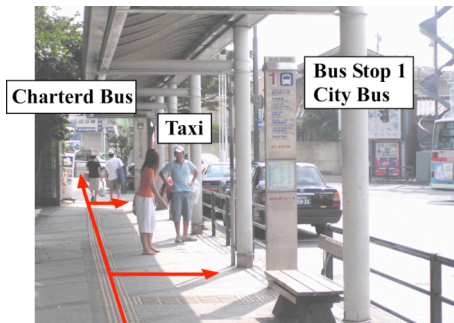


Photo 8. Taxi and city bus depots.



Photo 9. Conference chartered bus will be here.

### Conference Chartered Shuttle Bus

We are preparing bus service chartered to Shonan Village Center (Photos 8-9) on the afternoon and evening of 24<sup>th</sup> of September. This service will be timed with arrival of the trains from Narita airport. Our staff will guide you; however, to locate the chartered bus turn leftward just after exiting the station and cross the local street (Fig. 7 and Photos 8-9). The chartered bus will take about 20-25 min. to Shonan Village Center.

### Taxi

If you do not wish to wait for the shuttle bus you may take a taxi. Instructions for the taxi driver are provided in the Appendix. The fare of taxi is approximately ¥2,500-3,000 in yen cash and will take 15-20 minutes. Please remember that in Japan you do not pay additional tip to taxi drivers (or restaurant waiters).

### Local Bus

The city bus to Shonan Village Center (No. 16 or 26) departs from bus stop No.1 (Fig. 2 and Photo 8). The fare of city bus is ¥340 and will take approximately 30 minutes to Shonan Village Center. We strongly recommend you confirm your destination (Shonan Village) to the bus driver (see statement in Appendix). The departure times from Zushi station are in the following table.

To use the bus, when you enter the bus using the rear door you take a white tag from a small machine box. When you depart via the front door, you put the tag plus exact fare into the coin box. A separate change machine exists to convert large coins or bills. The destination signs in the bus are written only in Japanese.

**Time-table of city bus to Shonan Village Center**  
**JR Zushi station to Shonan Village Center (from No. 1 bus stop)**

Time (hour)	Week day (minutes)	Saturday/Sunday National holiday
06:	18c 50c	18c 54c
07:	10c 39c	35c
08:	5 22 54	23c
09:	23	16 50
10:	18	—
11:	00	21
12:	02	53
13:	01	47
14:	04	
15:	02 38	33
16:	37	41
17:	05 49c	54c
18:	34c	41c
19:	02c 31c	23c
20:	20c 45c	05c 47c
21:	10c 41c	—
22:	14c 50c	—

※ c ( final destination is Shonan Village Center )

**Timetable for the rapid through train to Narita International Airport from Zushi.**

**Monday - Friday**

Zushi	Narita (Terminal 2)	Narita (Terminal 1)
05:12	07:34	07:37
07:05	09:41	09:43
08:19	10:39	10:42
09:21	11:39	11:42
10:21	12:39	12:42
11:22	13:39	13:42
12:21	14:40	14:43
13:21	15:40	15:43
14:21	16:40	16:42
15:08	17:40	17:43
15:37	18:09	18:12
16:08	18:39	18:42
17:08	19:39	19:42
18:11	20:39	20:41
19:10	21:39	21:41

**Saturday and Sunday**

Zushi	Narita (Terminal 2)	Narita (Terminal 1)
05:12	07:34	07:37
07:11	09:41	09:43
08:19	10:39	10:42
09:19	11:39	11:42
10:21	12:39	12:42
11:21	13:39	13:42
12:22	14:40	14:43
13:20	15:40	15:43
14:21	16:40	16:42
15:03	17:40	17:43
15:37	18:09	18:12
16:09	18:39	18:42
17:11	19:39	19:42
18:13	20:39	20:41

## 1. 横須賀線・逗子駅までの乗車券を一枚、お願いします。

At the ticket counter of the Narita Airport JR station:

I wish to purchase one (1) ticket for Ordinary car to Zushi station of JR Yokosuka Line

---

## 2. 横須賀線・逗子駅までのグリーン券を一枚、お願いします。

At the ticket counter of the Narita Airport JR station:

I wish to purchase one (1) ticket for Green car to Zushi station of JR Yokosuka Line.

---

## 3. 湘南国際村センターまでお願いします。

〒240-0198

神奈川県三浦郡葉山町

上山口 1560-39

湘南国際村センター

電話 046-855-1810

At the Zushi station to a taxi driver: I am going to the Shonan Village Center.

---

## 4. 「湘南国際村センター前」まで行きます。センター前に着きましたら、声をかけて下さい。

At the Zushi station to a bus driver: Please stop at the Shonan Village Center bus stop. Please let me know when the bus arrives at the center.

## 5. 成田空港までの乗車券を一枚お願いします。

At the ticket counter of the Zushi station: I wish to purchase one (1) ticket for Ordinary car to Narita International Airport.

-----

## 6. 成田空港までのグリーン券を一枚お願いします。

At the ticket counter of the Zushi station: I wish to purchase one (1) ticket for Green car to Narita International Airport.

-----

## 7. 東京駅までの乗車券を一枚お願いします。

At the ticket counter of the Zushi station: I wish to purchase one (1) ticket for Ordinary car to Tokyo station.